

CLG2100H-120H LIUGONG

FORKLIFT



Guangxi LiuGong Machinery Co.,Ltd.
No. 1 Liutai Road, Liuzhou, Guangxi.
545007
PR China
T: +86 0772 3886124
E: overseas@liugong.com
HQ: www.liugong.com
MH: www.lgforklift.cn

Like and follow us:



LIUGONG 122018-ENG

The LiuGong series of logos herein, including but not limited to word marks, device marks, letter of alphabet marks and combination marks, as the registered trademarks of Guangxi LiuGong Group Co., Ltd. are used by Guangxi LiuGong Machinery Co., Ltd. with legal permission, and shall not be used without permission. Specifications and designs are subject to change without notice. Illustrations and pictures may include optional equipment and may not include all standard equipment. Equipment and options varies by regional availability.

TOUGH WORLD. TOUGH EQUIPMENT.

MAXIMIZE YOUR RETURN ON INVESTMENT

CONCISE AND EASY TO USE

The design of the whole machine is simple and clear, and the outline lines are simple and durable.

Open console, spacious and comfortable.

The new joystick is placed on the right side of the seat to keep you at your fingertips.



FLEXIBLE AND COMPACT

Can easily enter the container for handling operation with its compact body.

Standard front view imaging equipment for safety and efficiency.

Standard integral side shifter, convenient and flexible.



ERGONOMIC

Select the most reliable engine, drive axle, transmission and hydraulic components in the industry.

Double filter air filter with cyclone dust collector, the air is clean and more durable for the engine.

Adopt a series of waterproof, dustproof and centralized control fuse box design.

The whole machine undergoes high-strength intensification test to ensure the maximum service life of the whole machine.

AFTER SALES SERVICE

As a customer of LiuGong you can feel confident that our dealers and regional offices will be there to support you with training, service and maintenance needed throughout the life of your machine.

MAINTAINING

The engine hood and rear hood with big angle for easy to maintain.

PARTS

Using genuine LiuGong parts is key to keeping your costs low and your machine in top working order. Our extensive support network is always there when you need it, to maximize your business profitability.

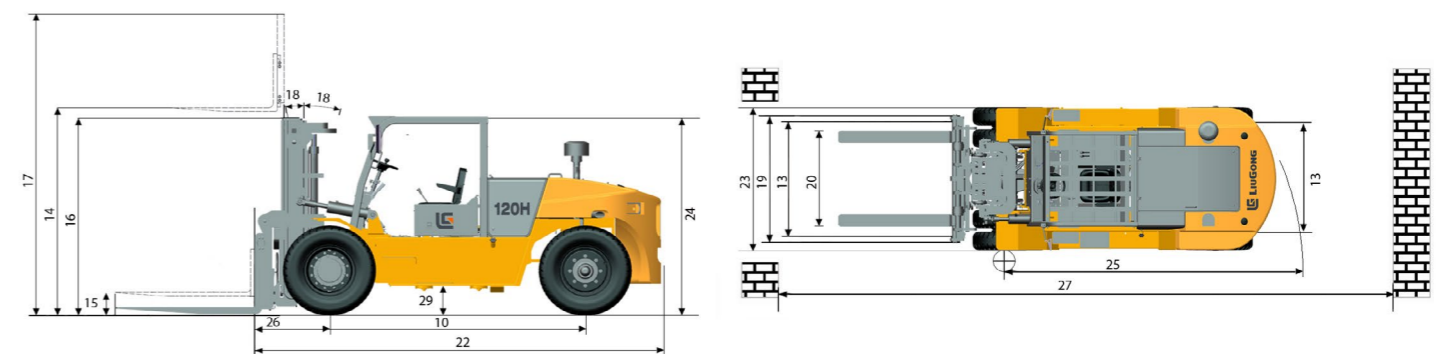
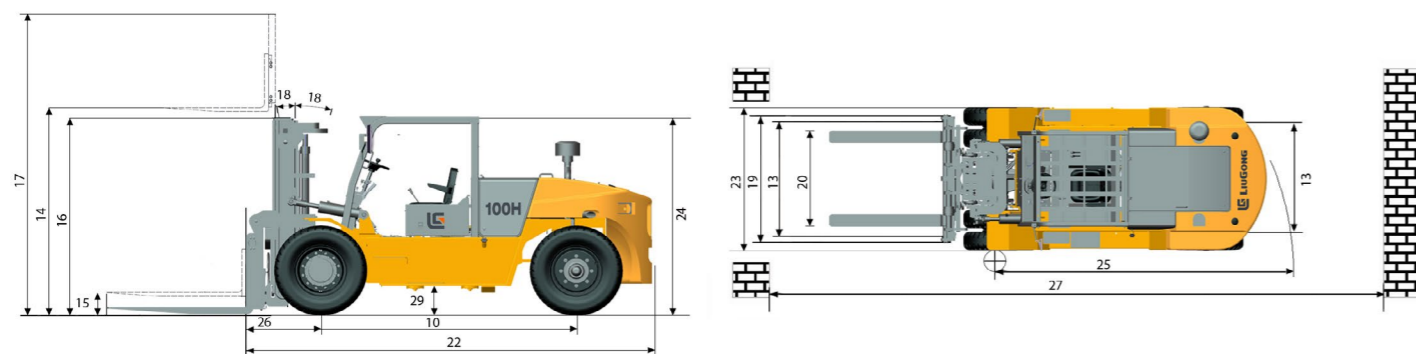


SPECIFICATION

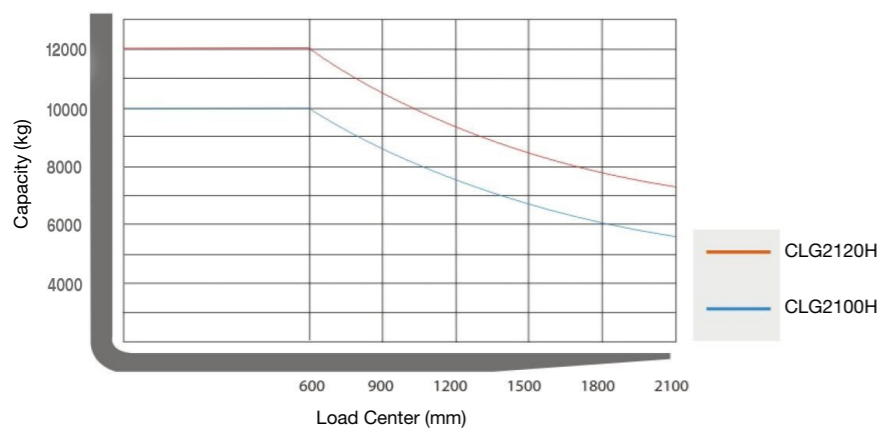
General	Model	1			CLG2100H	
	Power Type	2			Diesel	
	Base Capacity	3	@rated load center	kg	10,000	
	Load Center	4		mm	600	
Weights	Service Weight	5	unloaded	kg	12,160	
	Axle Load	6	loaded / unloaded, front	kg	19,660 / 5,160	
		7	loaded / unloaded, rear	kg	2,500 / 7,000	
Tires	Tire Type	8			Pneumatic	
	Wheels	9	front / rear		4 / 2	
	Wheelbase	10		mm	2,800	
	Tire Size	11	front		9.00x20-14PR	
		12	rear		9.00x20-14PR	
Mast	Tread Width	13	front / rear		1,440 / 1,720	
	Max. Fork Height	14	with std 2-stage mast	mm	2,000	
	Free lift	15	with std 2-stage mast	mm	1,100	
	Height, Upright Lowered	16	with std 2-stage mast	mm	2,230	
	Height, Upright Extended	17	with std 2-stage mast	mm	3,430	
	Mast Tilt, Fwd/Back	18	with std 2-stage mast	deg	6° / 12°	
	Carriage	19	width	mm	1,800	
	Fork Spread	20	minimum / maximum	mm	430-1,720	
	Fork Dimensions	21	T x W x L	mm	87×200×1,500	
	Chassis	Length to Fork Face	22	with std 2-stage mast	mm	4,460
Overall Width		23		mm	2,000	
Overhead Guard Height		24		mm	2,225	
Turning Radius		25	minimum outside	mm	4,060	
Fork Overhang		26	with std 2-stage mast	mm	830	
Right Angle Stack		27	add load length and clearance	mm	6,180	
Ground Clearance		28	minimum loaded	mm	240	
		29	center of wheelbase	mm	300	
Performance	Travel Speed	30	loaded / unloaded	km/h	23 / 28	
	Lift Speed	31	loaded / unloaded	m/s	350 / 370	
	Lower Speed	32	loaded / unloaded	m/s	400 / 360	
	Max. Drawbar Pull	33	loaded	kg	72	
	Max. Gradeability	34	loaded / unloaded	%	30	
Systems	Brakes	35	service		Foot / Hyd	
		36	parking		Hand / Mech	
		37	manufacturer		Yuchai	
	Engine	38	model			YC4A125-T300
		39	emission compliance			CHN Stage III
		40	cylinders			6
		41	displacement	liters		6.494
		42	rated power	kW/rpm		92
		43	Max. torque	N · m/rpm		525 / 1,500

SPECIFICATION

General	Model	1			CLG2120H	
	Power Type	2			Diesel	
	Base Capacity	3	@rated load center	kg	12,000	
	Load Center	4		mm	600	
Weights	Service Weight	5	unloaded	kg	12,760	
	Axle Load	6	loaded / unloaded, front	kg	20,160 / 5,020	
		7	loaded / unloaded, rear	kg	2,600 / 7,740	
Tires	Tire Type	8			Pneumatic	
	Wheels	9	front / rear		4 / 2	
	Wheelbase	10		mm	3,000	
	Tire Size	11	front		9.00x20-14PR	
		12	rear		9.00x20-14PR	
Mast	Tread Width	13	front / rear		1,440 / 1,720	
	Max. Fork Height	14	with std 2-stage mast	mm	2,000	
	Free lift	15	with std 2-stage mast	mm	1,100	
	Height, Upright Lowered	16	with std 2-stage mast	mm	2,230	
	Height, Upright Extended	17	with std 2-stage mast	mm	3,430	
	Mast Tilt, Fwd/Back	18	with std 2-stage mast	deg	6° / 12°	
	Carriage	19	width	mm	1,800	
	Fork Spread	20	minimum / maximum	mm	430-1,720	
	Fork Dimensions	21	T x W x L	mm	87×200×1,500	
	Chassis	Length to Fork Face	22	with std 2-stage mast	mm	4,460
Overall Width		23		mm	2,000	
Overhead Guard Height		24		mm	2,225	
Turning Radius		25	minimum outside	mm	4,350	
Fork Overhang		26	with std 2-stage mast	mm	830	
Right Angle Stack		27	add load length and clearance	mm	6,470	
Ground Clearance		28	minimum loaded	mm	240	
		29	center of wheelbase	mm	300	
Performance	Travel Speed	30	loaded / unloaded	km/h	23 / 28	
	Lift Speed	31	loaded / unloaded	m/s	310 / 350	
	Lower Speed	32	loaded / unloaded	m/s	350 / 320	
	Max. Drawbar Pull	33	loaded	kg	72	
	Max. Gradeability	34	loaded / unloaded	%	27	
Systems	Brakes	35	service		Foot / Hyd	
		36	parking		Hand / Mech	
		37	manufacturer		Yuchai	
	Engine	38	model			YC4A125-T300
		39	emission compliance			CHN Stage III
		40	cylinders			6
		41	displacement	liters		6.494
		42	rated power	kW/rpm		92
		43	Max. torque	N · m/rpm		525 / 1,500



APPLICATION



Note:
Vertical axle stands for load capacity while horizontal axle stands for load center, Load center is the distance counted from the front of the fork,.The base point of the standard load is the center point of the cubic with the same 1200mm dimension in length, width and height. The load capacity should be down if mast tilt forward or using non-standard forks of loading goods with extra width. Please realize the different load capacity between different load centers according to load chart.

STANDARD CONFIGURATION

POWER SYSTEM

- Yuchai 4A125-T300 diesel engine
- Two-speed automatic transmission
- High strength drive axle
- Heavy duty steering axle
- Elevated air pre-cleaner
- Fuel system pre-filter
- Radiator
- Middle exhaust

HYDRAULIC SYSTEM

- 2-funtion hydraulic valve
- Hydrostatic steering
- Oil filter for intake and return

ELECTRIC SYSTEM

- 2 batteries
- Front flood lights
- Front steering lights
- Rear combination lights
- Rear working lights
- Buzzer for back off

UNDERCARRIAGE

- High strength frame
- 1 piece counterweight
- Tow pin
- Air filled pneumatic drive tires
- Air filled pneumatic steer tires

MAST

- 2.0M Full free 2-stage mast
- 1800mm Wide shaft type carriage
- Load backrest
- 1500mm long shaft type pallet forks

OPERATOR STATION

- Overhead guard
- Locks for engine hood
- Vinyl cushion seat with seat belt
- Ignition lock
- Display with alarms, fuel rate, water temperature, working hour
- Tilt steering column
- Inching, brake and accelerator pedals
- Hand parking
- Floor mat
- Hydraulic electronic shifting
- Front view imaging equipment

OPTIONAL CONFIGURATION

HYDRAULIC SYSTEM

- 3-funtion hydraulic valve
- 4-funtion hydraulic valve

UNDERCARRIAGE

- Solid pneumatic drive tires
- Solid pneumatic steer tires

MAST

- Longer shaft type pallet forks

ELECTRIC SYSTEM

- Amber warning light
- License plate light

OPERATION STATION

- Fire extinguisher
- Protective cover for tilt cylinde
- Master key
- Half-suspension vinyl seat(tiancheng)
- Grammer full-suspension vinyl seat